

## Chromospherically active stars in the ROTSE-1 database: Paper 6. Variables 126 - 149

CHRISTOPHER LLOYD<sup>1</sup>, JOERG SCHIRMER<sup>2,5</sup>, KLAUS BERNHARD<sup>3,5</sup>, PETER FRANK<sup>4,5</sup>

1) Department of Physics and Astronomy, University of Sussex, Falmer, Brighton BN1 9QH, UK;  
e-mail: C. Lloyd@sussex.ac.uk

2) CH-6130 Willisau, Switzerland; e-mail: jotttschi@zapp.ch

3) A-4030 Linz, Austria; e-mail: klaus.bernhard@livesat.at

4) D-84149 Velden, Germany, e-mail: frank.velden@t-online.de

5) Bundesdeutsche Arbeitsgemeinschaft für Veränderliche Sterne e.V. (BAV), Munsterdamm 90, D-12169 Berlin, Germany

BAV Mitteilungen Nr. 217

**Abstract:** Another 24 new chromospherically active stars are presented, which were found in the ROTSE-1 database:

GSC 02268-00394, GSC 01224-00894, GSC 00648-00579, GSC 02865-01987, GSC 01851-01202,  
GSC 00124-00551, GSC 00150-01109, GSC 01339-00572, GSC 02968-01511, GSC 03005-00885,  
GSC 01083-00698, GSC 03941-00354, GSC 04450-00134, GSC 05163-01764, GSC 01095-00848,  
GSC 04459-00659, USNO A2.0 1275-14029063, GSC 04247-00903, GSC 01656-01276, GSC 02197-01430,  
GSC 02227-01294, GSC 04480-00965, GSC 01159-00245, GSC 02237-01574.

For one of these stars (GSC 00124-00551), further observations were made using a TeleView 509/5.0 telescope with a CCD camera SIGMA1603 and IR-cutting filter in Velden, Germany.

During a programme of optical identification of X-ray sources from the ROSAT All-Sky Bright Source Catalogue (Voges et al., 1999) and from the ROSAT All-Sky Survey Faint Source Catalog (Voges et al., 2000) in the ROTSE1 database (<http://skydot.lanl.gov/>), Wozniak et al., 2004) another 24 new chromospherically active stars have been found. For further details of the programme see Bernhard et al. (2010).

The criteria for including a star in this list of chromospherically active stars after an analysis of the available data with Period 04 (Lenz and Breger, 2005) were:

i) the X-ray identification: Only those variable NSVS objects were chosen, which were within the error ellipse of the ROSAT All-Sky Bright Source Catalogue or of the ROSAT All-Sky Faint Source Catalogue. Therefore it is very likely that the X-ray identifications of the variables stars given in this paper are correct and types of variables like Cepheids or semiregular variables can be ruled out because of their low X-ray emission (see the more detailed discussion in Bernhard and Lloyd, 2008).

ii) an investigation of the respectively star fields with ALADIN (<http://aladin.u-strasbg.fr/aladin.gml>) to check, if there are nearby open star clusters or known young stellar objects to rule out young stellar objects (T Tauri stars), which usually can be found in associations.

iii) period, amplitude and shape of the light curve are consistent with the definition of RS CVn and BY Dra stars in the GCVS (<http://www.sai.msu.su/groups/cluster/gcvs/gcvs/iii/vartype.txt>), for a detailed description and sample light curves of the various types of chromospherically active stars see Berdyugina (2005). Due to the shapes of the light curves other types of chromospherically active and X-ray emitting objects like W UMa variables and Algol stars can be ruled out.

iv) appropriate 2MASS J-K (Skrutskie et al. 2006, Table 8 in Gonzalez-Solares et al., 2008) and B-V (Høg et al., 2000) colour indices if available.

Further information like the ratios of X-ray to optical flux  $f_X / f_{opt}$  (Voges et al., 1999), proper motions and the relation of the maximum amplitude vs. periods of main sequence stars given in Messina et al., 2003 were also used to guide the classification of these objects.

The resulting list of variables contains with a very high likelihood chromospherically active stars of the types RS CVn or BY Dra, which have spectral types of F-K (these are mostly RS CVn systems, and a small number of FK Comae stars) and K-M (BY Dra variables).

The light variability of RS CVn and BY Dra variables is caused by axial rotation of a star with a variable degree of non-uniformity of the surface brightness (spots). Some of these variables may also be eclipsing systems. Secular variations of the light curves, which are typical for many RS CVn and BY Dra variables (see the detailed light curves below) can be explained by the existence of a long-period stellar activity cycle similar to the 11-year solar activity cycle, during which the number and total area of spots on the star's surface vary.

The ROTSE-I telescope was operated without any filters so the quantum efficiency of the used CCD camera AP-10 camera makes the effective band most comparable to the Johnson R band (range in Table 1). The ranges are derived from the time span of the NSVS observations, due to secular variations (activity cycles) the full ranges could be somewhat larger. The values of the column "var" denote the extent of secular variations: "0" for no secular variation, "1" for weak secular variation, "2" for strong secular variation of amplitude and/or mean magnitude. The epochs are given for the minima as HJD-2450000, ASAS-3 V-data (<http://www.astrouw.edu.pl/asas/?page=main>) are used for the period analysis and the following figures when available (Pojmanski, 2002). Figures in brackets denote errors (sigma) in units of the last decimal.

Table 1: Positions, identifications and photometric data for the new chromospherically active stars

No.	GSC	RA (2000)	Dec	1RXS	Range (NSVS)	Epoch (Min)	Per. (d)	var	NSVS ID
126	02268-00394	00 17 00.97	+33 57 23.2	J001658.9+335733	11.15-11.35	1338.90(2)	2.6227(4)	0	6328138
127	01224-00894	02 55 21.05	+15 39 23.2	J025521.3+153951	11.00-11.30	1466.6(4)	3.3998(4)	1	9285542
128	00648-00579	03 08 25.98	+08 05 02.9	J030825.5+080528	13.10-13.45	1491.69(6)	6.647(3)	1	9310420
129	02865-01987	03 20 43.89	+39 23 48.8	J032043.5+392348	11.80-12.00	1515.6(1)	12.28(2)	0	4154174
130	01851-01202	05 20 59.63	+24 46 05.2	J052059.3+244603	12.20-12.45	1554.68(4)	4.4028(4)	1	6912950
131	00124-00551	05 45 17.70	+05 33 18.3	J054517.9+053348	12.00-12.25	1519.72(15)	0.55208(3)	2	12360584
132	00150-01109	06 31 02.15	+03 27 29.8	J063102.8+032726	11.35-11.50	1496.9(1)	18.29(5)	1	12493507
133	01339-00572	06 49 05.07	+19 59 53.4	J064907.0+195957	11.40-11.60	3295.8(1)	12.069(5)	2	9804990
134	02968-01511	07 58 45.24	+42 11 20.8	J075846.1+421151	12.20-12.45	1602.65(6)	6.110(2)	1	4730111
135	03005-00895	10 34 17.94	+41 01 04.6	J103419.7+410120	12.20-12.55	1295.68(6)	6.370(1)	0	4914505
136	01083-00698	19 57 53.02	+14 20 18.2	J195753.8+142034	10.95-11.15	3504.8(2)	27.573(5)	2	11335584
137	03941-00354	20 15 16.63	+56 10 05.6	J201518.9+560922	11.50-11.80	1353.777(4)	0.39675(1)	1	3224112
138	04450-00134	20 16 08.54	+70 53 56.3	J201609.9+705406	11.45-11.70	1404.6(1)	11.236(8)	1	1328748
139	05163-01764	20 23 35.17	-01 45 04.3	J202333.7-014502	10.75-10.90	2441.7(2)	26.08(8)	2	14210197
140	01095-00848	20 28 23.92	+11 31 11.0	J202823.9+113115	09.80-10.05	2784.834(5)	0.51034(7)	2	11384300
141	04459-00659	20 29 39.37	+73 54 34.4	J202935.2+735425	10.45-10.75	1413.66(3)	3.5722(3)	0	1337434
142	-----	20 38 06.23	+39 46 00.5	J203806.8+394554	12.45-12.70	1340.7(1)	19.59(5)	1	5747643
143	04247-00903	20 57 30.15	+60 03 08.9	J205731.0+600316	10.95-11.15	1509.61(8)	8.24(1)	1	3308712
144	01656-01276	21 03 23.26	+19 30 55.8	J210324.7+193026	11.05-11.25	1397.7(1)	10.377(7)	1	11598855
145	02197-01430	21 41 16.75	+26 58 58.1	J214116.5+265900	09.20-09.40	4371.5(3)	36.8(2)	2	8776790
146	02227-01294	22 34 34.25	+27 07 46.0	J223432.2+270745	12.00-12.25	1353.7(1)	13.48(1)	1	8945309
147	04480-00965	22 36 15.95	+70 32 04.2	J223613.9+703206	10.40-10.65	1401.9(1)	15.38(1)	1	159689
148	01159-00245	22 50 24.02	+14 31 42.8	J225024.9+143141	10.25-10.55	4296.8(1)	18.11(1)	2	11826310
149	02237-01574	23 21 53.08	+23 16 56.3	J232153.8+231703	10.75-10.90	2871.7(2)	19.09(1)	2	8989195

### Light curves, folded light curves (with the period given above) and comments:

Some of the following stars showed a clear variation of the shape of the light curves.

Therefore the folded light curves are given for a distinct time period of time (described in figure as HJD 245 ....-.....).

**No. 126: GSC 02268-00394**

Period: 2.6227(4) d

NSVS data: <http://skydot.lanl.gov/nsvs/star.php?num=6328138&mask=32004>

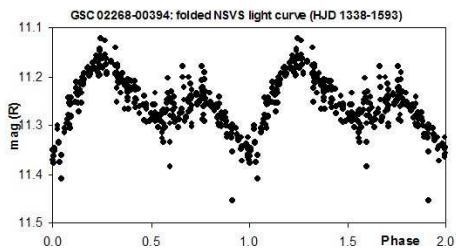
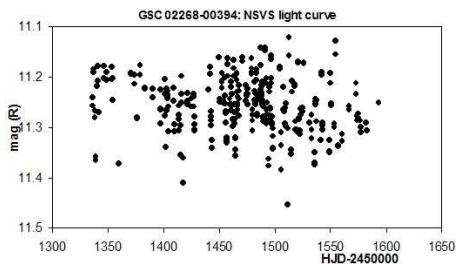
2MASS J-K: 0.748

Johnson B-V=1.160 (derived from Tycho-2)

Proper motion: pmRA: -20.14 mas/yr, pmDE: -14.30 mas/yr (Roeser et al., 2008)

ROSAT: HR1=1.00, HR2=0.46

Likely RS CVn variable

**No. 127: GSC 01224-00894**

Period: 33.998(4) d

NSVS data: <http://skydot.lanl.gov/nsvs/star.php?num=9285542&mask=32004>

2MASS J-K: 0.843

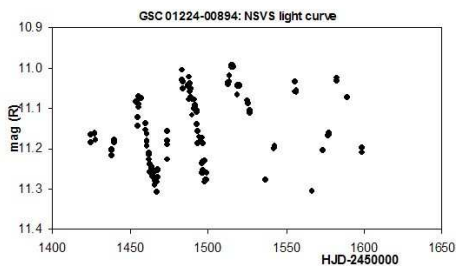
Johnson B-V=1.004 (derived from Tycho-2)

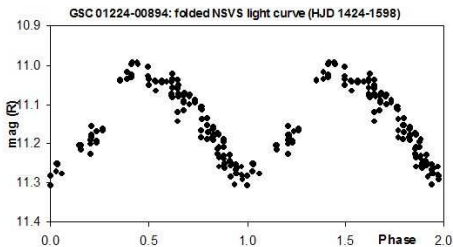
Proper motion: pmRA: 6.28 mas/yr, pmDE: -5.62 mas/yr (Roeser et al., 2008)

ROSAT: HR1=0.88, HR2=0.41

Known variable: type EA (Pojmanski, 2002)

Likely RS CVn variable





**No. 128: GSC 00648-00579**

Period: 6.647(3) d

NSVS data: <http://skydot.lanl.gov/nsvs/star.php?num=9310420&mask=32004>

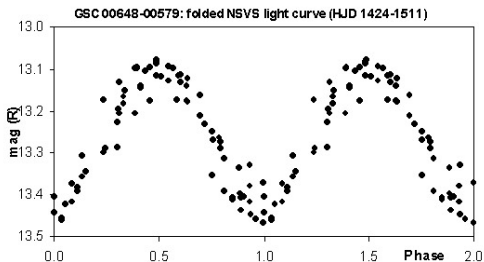
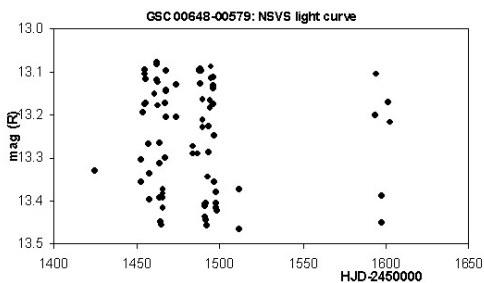
2MASS J-K: 0.884

Proper motion: pmRA: -16.25 mas/yr, pmDE: -11.80 mas/yr (Roesser et al., 2008)

ROSAT: HR1=1.00, HR2=1.00

Known variable: type Cep (<http://hal.physast.uga.edu/~jss/nsvs/>)

Probably a BY Dra variable



**No. 129: GSC 02865-01987**

Period: 12.28(2) d

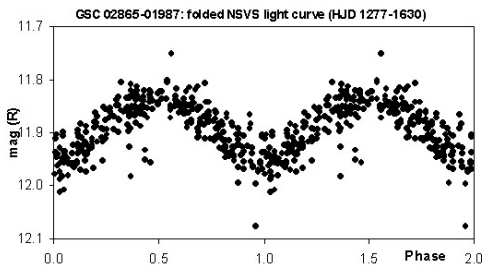
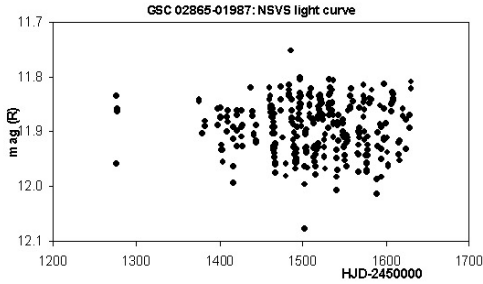
NSVS data: <http://skydot.lanl.gov/nsvs/star.php?num=4154174&mask=32004>

2MASS J-K: 0.790

Proper motion: pmRA: 1.66 mas/yr, pmDE: -9.45 mas/yr (Roesser et al., 2008)

ROSAT: HR1=1.00, HR2= 0.92

Likely RS CVn variable



**No. 130: GSC 01851-01202**

Period: 4.4028(4) d

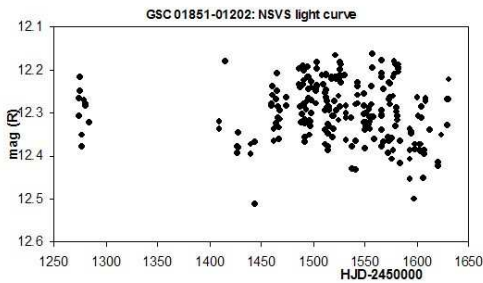
NSVS data: <http://skydot.lanl.gov/nsvs/star.php?num=6912950&mask=32004>

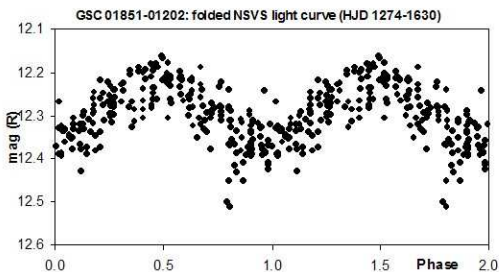
2MASS J-K: 0.880

Proper motion: pmRA: 1.14 mas/yr, pmDE: -12.72 mas/yr (Roesser et al., 2008)

ROSAT: HR1= 1.00, HR2=0.88

Probably a BY Dra variable



**No. 131: GSC 00124-00551**

Period: 0.55208(3) d

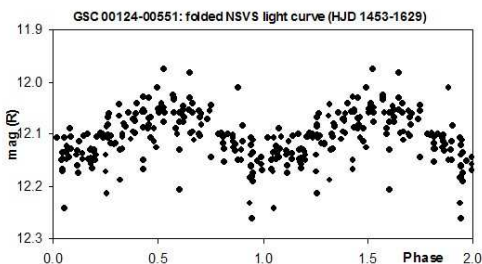
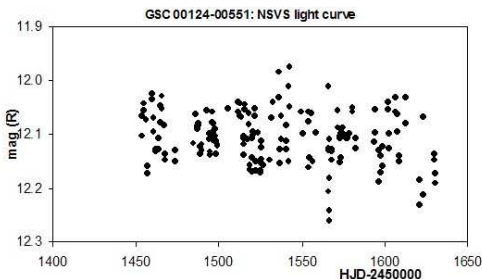
NSVS data: <http://skydot.lanl.gov/nsvs/star.php?num=12360584&mask=32004>

2MASS J-K: 0.541

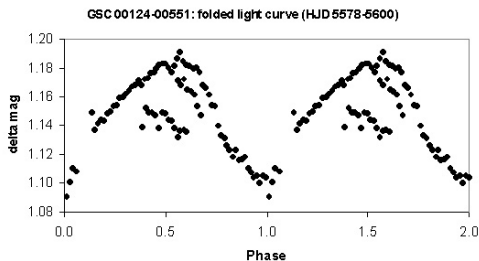
Proper motion: pmRA: -5.95 mas/yr, pmDE: -1.96 mas/yr (Roeser et al., 2008)

ROSAT: HR1=1.00, HR2=0.91

Likely RS CVn variable



Because of the large scatter of the NSVS data own observations (P.F.) were made in three nights between JD 2455578 and 2455600 to study the variation of the variable more in detail. Therefore a TeleView 509/5.0 telescope with a CCD-camera SIGMA1603 was used in combination with a IR cutting filter. The comparison star was GSC 124 583, the check star was GSC 124 1171.



These observations confirmed the ephemeris derived from the NSVS data and showed, that a large part of the scatter of the folded NSVS light curve is likely due to secular variations of the light curve.

**No. 132: GSC 00150-01109**

Period: 18.29(5) d

NSVS data: <http://skydot.lanl.gov/nsvs/star.php?num=12493507&mask=32004>

2MASS J-K: 0.752

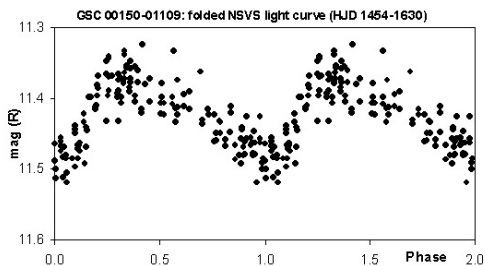
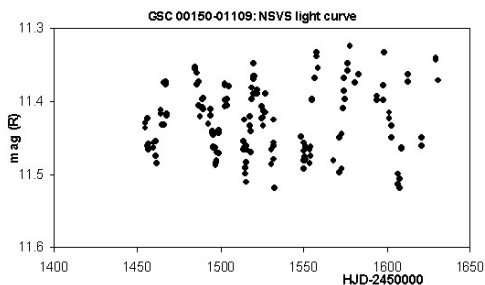
Johnson B-V=0.968 (derived from Tycho-2)

Proper motion: pmRA: -1.42 mas/yr, pmDE: -14.70 mas/yr (Roeser et al., 2008)

ROSAT: HR1=1.00, HR2= -0.70

Known variable: type L (Benko and Csubry, 2007)

Likely RS CVn variable



**No. 133: GSC 01339-00572**

Period: 12.069(5) d

NSVS data: <http://skydot.lanl.gov/nsvs/star.php?num=9804990&mask=32004>

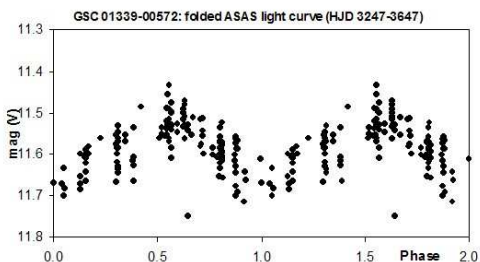
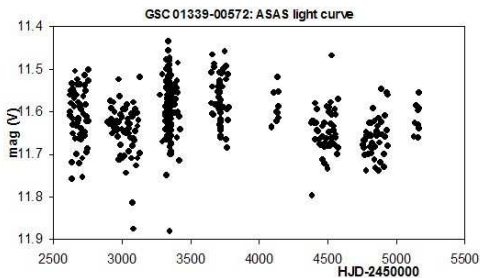
2MASS J-K: 0.719

Johnson B-V=0.986 (derived from Tycho-2)

Proper motion: pmRA: -5.22 mas/yr, pmDE: -7.77 mas/yr (Roeser et al., 2008)

ROSAT: HR1=0.58, HR2=-0.24

Likely RS CVn variable



**No. 134: GSC 02968-01511**

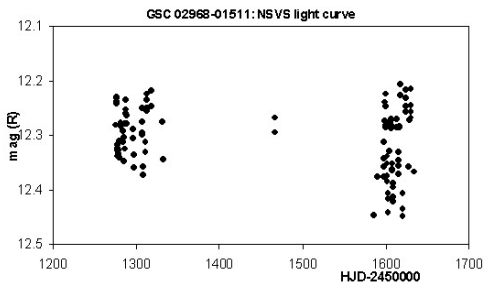
Period: 6.110(2) d

NSVS data: <http://skydot.lanl.gov/nsvs/star.php?num=4730111&mask=32004>

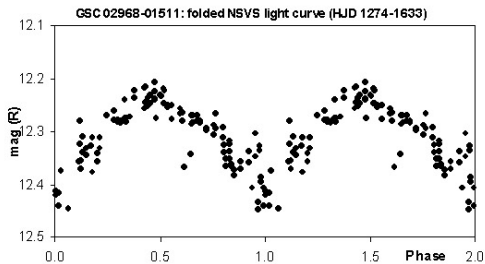
2MASS J-K: 0.649

Proper motion: pmRA: 5.44 mas/yr, pmDE: -5.69 mas/yr (Roeser et al., 2008)

Likely RS CVn variable







**No. 135: GSC 03005-00885**

Period: 6.370(1) d

NSVS data: <http://skydot.lanl.gov/nsvs/star.php?num=4914505&mask=32004>

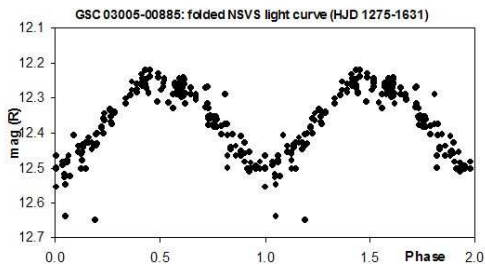
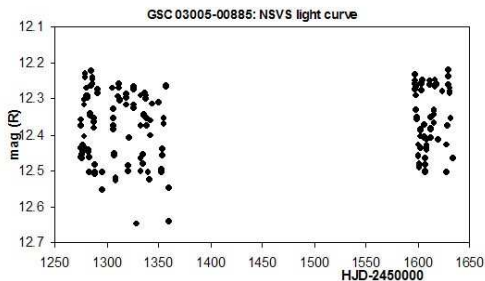
2MASS J-K: 0.680

Proper motion: pmRA: -0.42 mas/yr, pmDE: -8.17 mas/yr (Roeser et al., 2008)

ROSAT: HR1= -0.02, HR2= -0.18,

Known variable: type EB ( <http://hal.physast.uga.edu/~jss/nsvs/> )

Likely RS CVn variable



**No. 136: GSC 01083-00698**

Period: 27.573(5) d

NSVS data: <http://skydot.lanl.gov/nsvs/star.php?num=11335584&mask=32004>

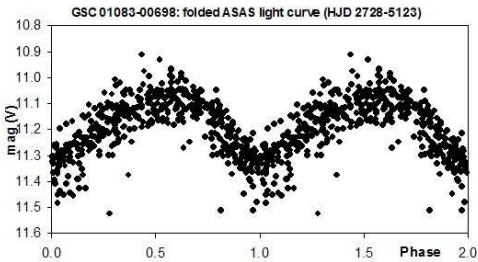
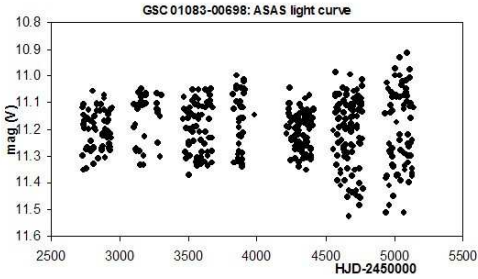
2MASS J-K: 0.749

Johnson B-V=1.155 (derived from Tycho-2)

Proper motion: pmRA: 9.95 mas/yr, pmDE: -17.14 mas/yr (Roeser et al., 2008)

ROSAT: HR1= 0.61, HR2=0.31, fxfopt=-2.51

Likely RS CVn variable



**No. 137: GSC 03941-00354**

Period: 0.39675(1) d

NSVS data: <http://skydot.lanl.gov/nsvs/star.php?num=3224112&mask=32004>

2MASS J-K: 0.192

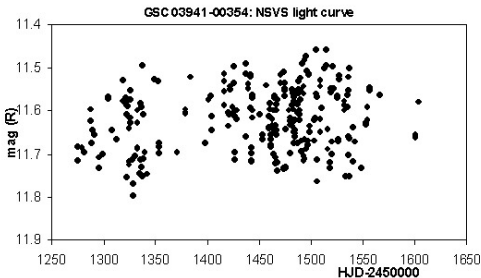
Johnson B-V=0.365 (derived from Tycho-2)

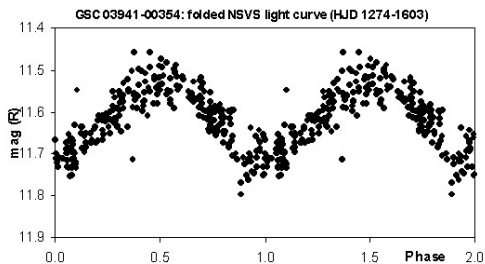
Proper motion: pmRA : -2.58 mas/yr, pmDE: -7.04 mas/yr (Roeser et al., 2008)

ROSAT: HR1=0.92, HR2= 0.66, fxfopt=-2.18

Known variable: type RR ( <http://hal.physast.uga.edu/~jss/nsvs/> )

Likely RS CVn variable





**No. 138: GSC 04450-00134**

Period: 11.236(8) d

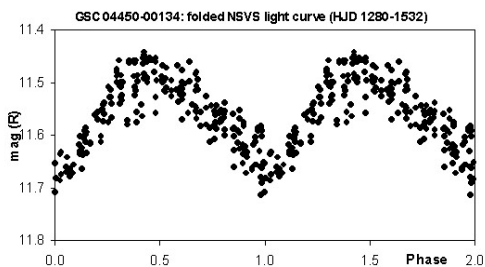
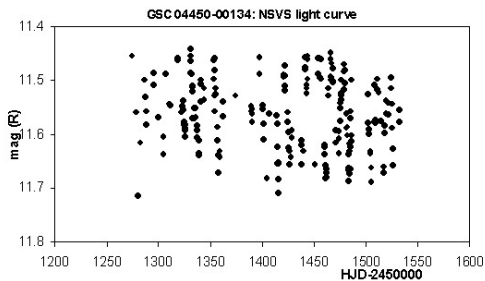
NSVS data: <http://skydot.lanl.gov/nsvs/star.php?num=1328748&mask=32004>

2MASS J-K: 0.866

Proper motion: pmRA: 5.01 mas/yr, pmDE: 1.41 mas/yr (Roesser et al., 2008)

ROSAT: HR1= 0.99, HR2=0.18, fxfopt=-2.12

Probably a BY Dra variable



**No. 139: GSC 05163-01764**

Period: 26.08(8) d

NSVS data: <http://skydot.lanl.gov/nsvs/star.php?num=14210197&mask=32004>

2MASS J-K: 0.712

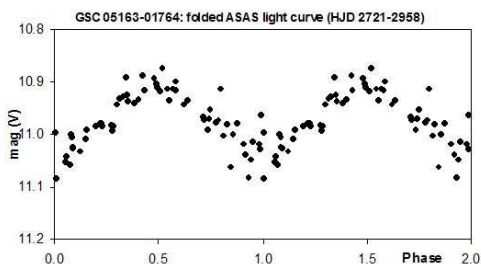
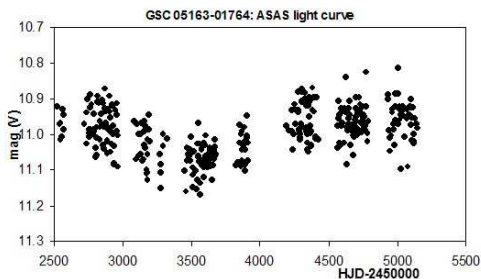
Johnson B-V=1.327 (derived from Tycho-2)

Proper motion: pmRA: -20.57 mas/yr, pmDE: -23.19 mas/yr (Roeser et al., 2008)

ROSAT: HR1=0.32, HR2=0.40

Known variable: type Misc (Pojmanski, 2002)

Likely RS CVn variable

**No. 140: GSC 01095-00848**

Period: 0.51034(7) d

NSVS data: <http://skydot.lanl.gov/nsvs/star.php?num=11384300&mask=32004>

2MASS J-K: 0.474

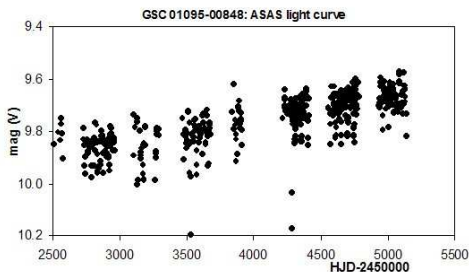
Johnson B-V=0.586 (derived from Tycho-2)

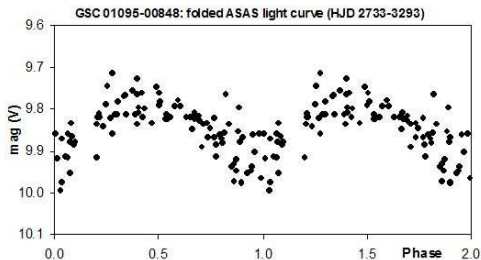
Proper motion: pmRA: 5.85 mas/yr, pmDE: -32.74 mas/yr (Roeser et al., 2008)

ROSAT: HR1=0.39, HR2=0.29, fxfopt=-2.74

Known variable: type ESD/EC (Pojmanski, 2002)

Likely RS CVn variable





**No. 141: GSC 04459-00659**

Period: 3.5722(3) d

NSVS data: <http://skydot.lanl.gov/nsvs/star.php?num=1337434&mask=32004>

2MASS J-K: 0.747

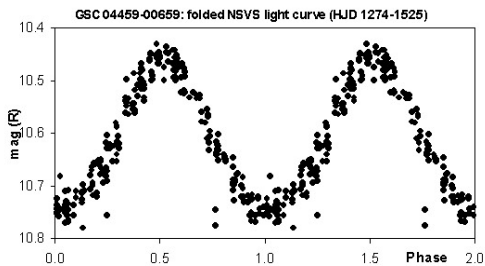
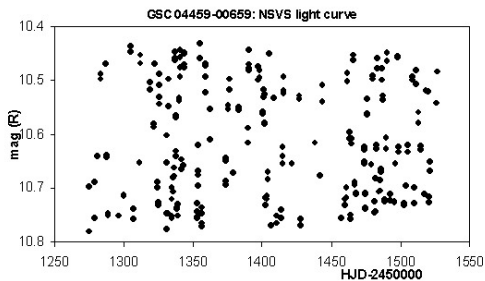
Johnson B-V=1.031 (derived from Tycho-2)

Proper motion: pmRA: 43.87 mas/yr, pmDE: -17.69 mas/yr (Roeser et al., 2008)

ROSAT: HR1= 0.15, HR2= 0.13, fxfopt=-2.12

Known variable: type Cep ( <http://hal.physast.uga.edu/~jss/nsvs/> )

Likely RS CVn variable



**No. 142: USNO A2.0 1275-14029063**

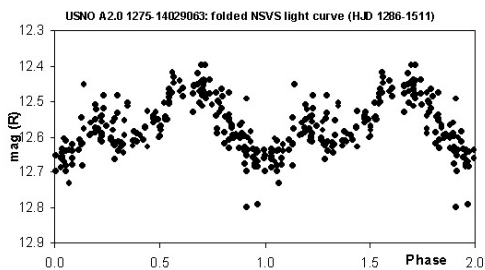
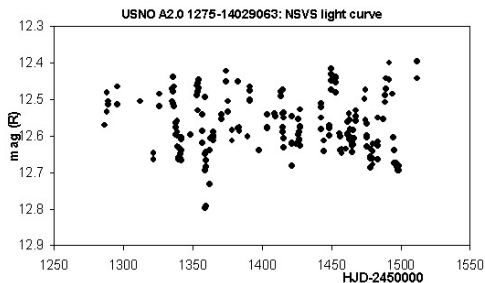
Period: 19.59(5) d

NSVS data: <http://skydot.lanl.gov/nsvs/star.php?num=5747643&mask=32004>

2MASS J-K: 0.691

ROSAT: HR1=0.75, HR2= 0.01

Likely RS CVn variable

**No. 143: GSC 04247-00903**

Period: 8.24(1) d

NSVS data: <http://skydot.lanl.gov/nsvs/star.php?num=3308712&mask=32004>

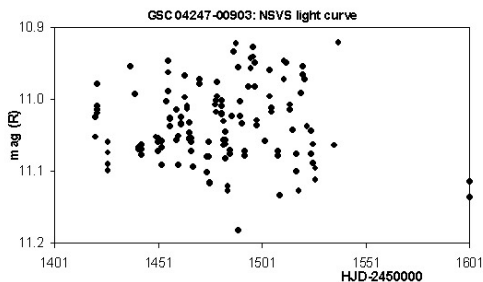
2MASS J-K: 0.652

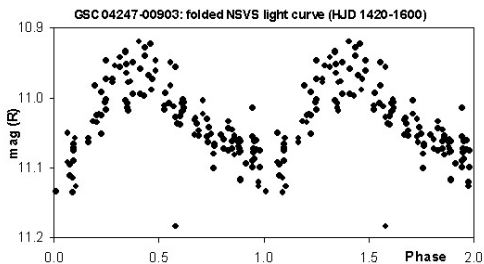
Johnson B-V=0.972 (derived from Tycho-2)

Proper motion: pmRA: 21.29 mas/yr, pmDE: 1.12 mas/yr (Roeser et al., 2008)

ROSAT: HR1=0.71, HR2= 0.00, fxfopt=-2.58

Likely RS CVn variable





**No. 144: GSC 01656-01276**

Period: 10.377(7) d

NSVS data: <http://skydot.lanl.gov/nsvs/star.php?num=11598855&mask=32004>

2MASS J-K: 0.771

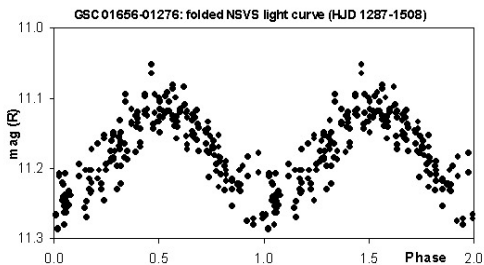
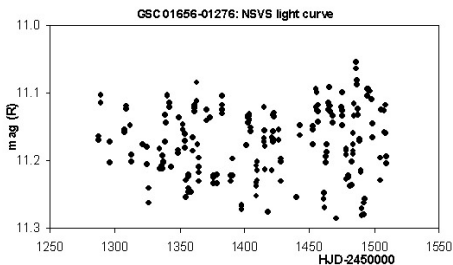
Johnson B-V=0.781 (derived from Tycho-2)

Proper motion: pmRA: 12.05 mas/yr, pmDE: -14.26 mas/yr (Roeser et al., 2008)

ROSAT: HR1=0.62, HR2=0.48, fxfopt=-2.40

Known variable: type DCEP-FU (Pojmanski, 2002)

Likely RS CVn variable



**No. 145: GSC 02197-01430**

Period: 36.8(2) d

NSVS data: <http://skydot.lanl.gov/nsvs/star.php?num=8776790&mask=32004>

2MASS J-K: 0.683

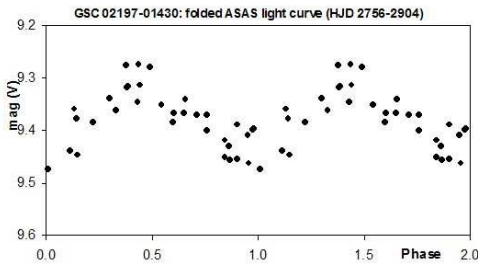
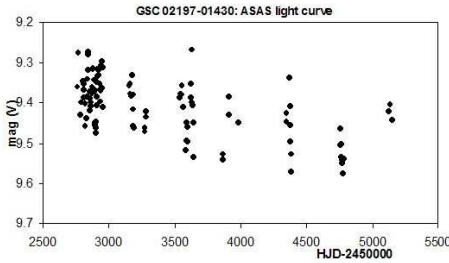
Johnson B-V=1.041 (derived from Tycho-2)

Proper motion: pmRA: 2.91 mas/yr, pmDE: 0.14 mas/yr (Roesser et al., 2008)

ROSAT: HR1=0.88, HR2=0.29, fxfopt=-2.90

Known variable: type Misc (Pojmanski, 2002)

Likely RS CVn variable



**No. 146: GSC 02227-01294**

Period: 13.48(1) d

NSVS data: <http://skydot.lanl.gov/nsvs/star.php?num=8945309&mask=32004>

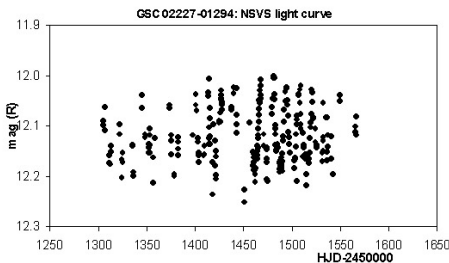
2MASS J-K: 0.644

Johnson B-V=0.538 (derived from Tycho-2)

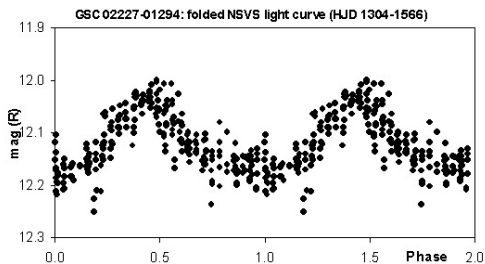
Proper motion: pmRA: -9.80 mas/yr, pmDE: -0.73 mas/yr (Roesser et al., 2008)

ROSAT: HR1=1.00, HR2=1.00

Likely RS CVn variable







**No. 147: GSC 04480-00965**

Period: 15.38(1) d

NSVS data: <http://skydot.lanl.gov/nsvs/star.php?num=159689&mask=32004>

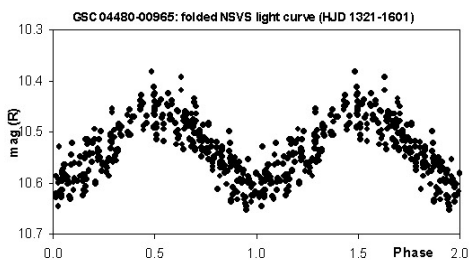
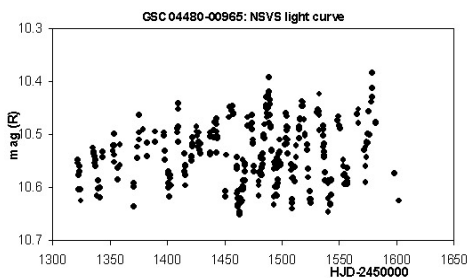
2MASS J-K: 0.722

Johnson B-V=0.932 (derived from Tycho-2)

Proper motion: pmRA: 21.52 mas/yr, pmDE: 23.35 mas/yr (Roeser et al., 2008)

ROSAT: HR1= 0.70, HR2=0.11, fxfopt=-2.40

Likely RS CVn variable



**No. 148: GSC 01159-00245**

Period: 18.11(1) d

NSVS data: <http://skydot.lanl.gov/nsvs/star.php?num=11826310&mask=32004>

2MASS J-K: 0.707

Johnson B-V=1.122 (derived from Tycho-2)

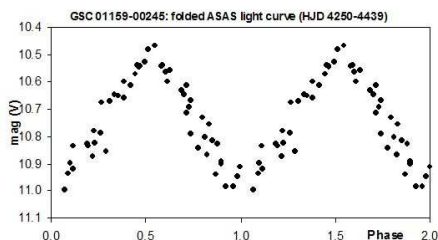
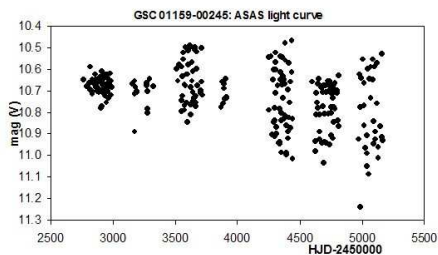
Proper motion: pmRA: -12.16 mas/yr, pmDE: -47.92 mas/yr (Roeser et al., 2008)

ROSAT: HR1= 0.69, HR2= 0.25, fxfopt=-2.46

Spectral type: K1e (Skiff, 2010)

Known variable: type LPV ( <http://hal.physast.uga.edu/~jss/nsvs/> )

Likely RS CVn variable

**No. 149: GSC 02237-01574**

Period: 19.09(1) d

NSVS data: <http://skydot.lanl.gov/nsvs/star.php?num=8989195&mask=32004>

2MASS J-K: 0.687

Johnson B-V=0.710 (derived from Tycho-2)

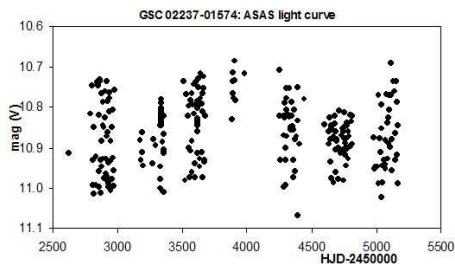
Proper motion: pmRA: 15.54 mas/yr, pmDE: 1.91 mas/yr (Roeser et al., 2008)

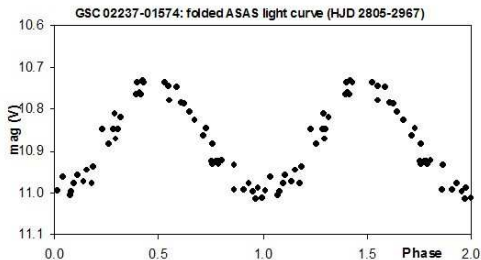
ROSAT: HR1= 0.87, HR2= 0.54, fxfopt=-2.73

Spectral type: K5e (Skiff, 2010)

Known variable: type MISC (Pojmanski, 2002)

Likely RS CVn variable





Acknowledgements: This research has made use of the SIMBAD and VizieR databases operated at the Centre de Données Astronomiques (Strasbourg) in France, of the Smithsonian/NASA Astrophysics Data System and of the International Variable Star Index (<http://www.aavso.org/vsx/>), AAVSO). This publication makes use of data products from the Two Micron All Sky Survey. It is a pleasure to thank John Greaves for his suggestions and helpful comments.

### References:

- Benko J. M., Csabry Z., *Acta Astronomica*, 2007, 57, 73-85 ([2007AcA....57...73B](#))
- Berdugina S. V., 2005, *Living Rev. Solar Phys.*, 2, 8 <http://www.livingreviews.org/lrsp-2005-8>
- Bernhard K., Lloyd C., 2008, *OEJV*, 82 ([2008OEJV...82....1B](#))
- Bernhard K., Lloyd C., Frank P., 2010, *OEJV*, 123 ([2010OEJV..123....1B](#))
- González-Solares E. A., Walton N. A., Greimel R., Drew J. E., Irwin M. J., Sale S. E., Andrews K., Aungwerojwit A., Barlow M. J., van den Besselaar E., Corradi R. L. M., Gänsicke B. T., Groot P. J., Hales A. S., Hopewell E. C., Hu Haili, Irwin J., Knigge C., Lagadec E., Leisy P., Lewis J. R., Mampaso A., Matsuura M., Moont B., Morales-Rueda L., Morris R. A. H., Naylor T., Parker Q. A., Prema P., Pyrzas S., Rixon G. T., Rodríguez-Gil P., Roelofs G., Sabin L., Skillen I., Suso J., Tata R., Viironen K., Vink J. S., Witham A., Wright N. J., Zijlstra A. A., Zurita A., Drake J., Fabregat J., Lennon D. J., Lucas P. W., Martin E. L., Phillipps S., Steeghs D., Unruh Y. C., 2008, *MNRAS*, 388, 89 ([2008MNRAS.388...89G](#))
- Hög E., Fabricius C., Makarov V.V., Urban S., Corbin T., Wycoff G., Bastian U., Schwekendiek P., Wicencae A., 2000, *Astron. Astrophys.*, 355, L27 ([2000A&A...355L..27H](#))
- Lenz P., Breger M., 2005, *Comm. in Asteroseismology*, 146, 53 ([2005CoAst.146...53L](#))
- Messina S., Pizzolato N., Guinan E. F., Rodonò M., 2003, *A&A*, 410, 671 ([2003A&A...410..671M](#))
- Norton A.J., Wheatley P.J., West R.G., Haswell C.A., Street R.A., Collier Cameron A., Christian D.J., Clarkson W.I., Enoch B., Gallaway M., Hellier C., Horne K., Irwin J., Kane S.R., Lister T.A., Nicholas J.P., Parley N., Pollacco D., Ryans R., Skillen I., Wilson D.M., 2007, *A&A*, 467, 785 ([2007A&A...467..785N](#))
- Pojmanski, G., 2002, *Acta Astronomica*, 52, 397 ([2002AcA....52..397P](#))
- Roeser S., Schilbach E., Schwan H., Kharchenko N.V., Piskunov A.E., Scholz R.-D., 2008, *Astron. Astrophys.* 488, 401 ([2008A&A...488..401R](#))

Skiff B.A., 2010, Lowell Observatory, General Catalogue of Stellar Spectral Classifications  
<ftp://cdsarc.u-strasbg.fr/pub/cats/B/mk>

Skrutskie M. F., Cutri R. M., Stiening R., Weinberg M. D., Schneider S., Carpenter J. M., Beichman C., Capps R., Chester T., Elias J., Huchra J., Liebert J., Lonsdale C., Monet D. G., Price S., Seitzer P., Jarrett T., Kirkpatrick J. D., Gizis J. E., Howard E., Evans T., Fowler J., Fullmer L., Hurt R., Light R., Kopan E. L., Marsh K. A., McCallon H. L., Tam R., Van Dyk S., Wheelock S., 2006, AJ, 131, 1163  
([2006AJ....131.1163S](#))

Voges W., Aschenbach B., Boller T., Braeuninger H., Briel U., Burkert W., Dennerl K., Englhauser J., Gruber R., Haberl F., Hartner G., Hasinger G., Kuerster M., Pfeffermann E., Pietsch W., Predehl P., Rosso C., Schmitt J.H.M.M., Truemper J., Zimmermann H.U., 1999, Astron. Astrophys. 349, 389  
([1999A&A...349..389V](#))

Voges W., Aschenbach B., Boller Th., Braeuninger H., Briel U., Burkert W., Dennerl K., Englhauser J., Gruber R., Haberl F., Hartner G., Hasinger G., Pfeffermann E., Pietsch W., Predehl P., Schmitt J., Trumper J., Zimmermann U., 2000, ROSAT All-Sky Survey Faint source Catalogue  
([2000IAUC.7432R...1V](#))

Wozniak P. R., Vestrand W. T., Akerlof C. W., Balsano R., Bloch J., Casperson D., Fletcher S., Gisler G., Kehoe R., Kinemuchi K., Lee B. C., Marshall S., McGowan K. E., McKay T. A., Rykoff E. S., Smith D. A., Szymanski J., Wren J., 2004, Astron. J., 127, 2436, Northern Sky Variability Survey: Public Data Release ([2004AJ....127.2436W](#))